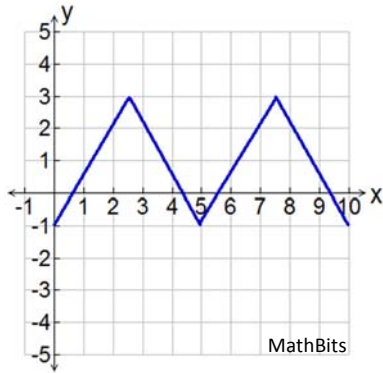


Periodic Graphs

Name _____

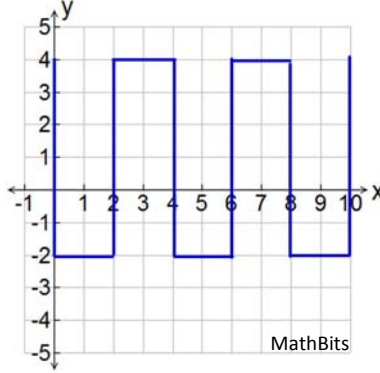
Directions: The graphs in this worksheet are NOT trigonometric graphs and some are not functions. They are, however, periodic, and possess many of the same characteristics as the trigonometric graphs.

1. For the graph below, the investigative interval is 0 to 10.



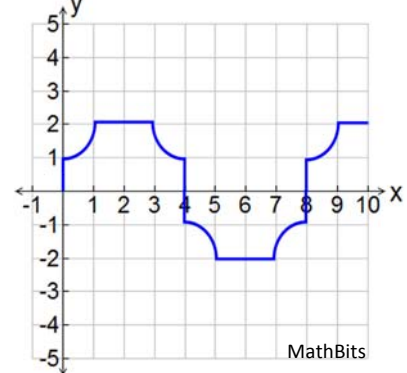
- Find the amplitude.
- Find the period.
- Find the frequency.
- Find the midline.

2. For the graph below, the investigative interval is 0 to 10.



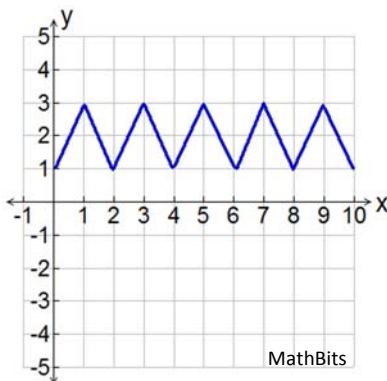
- Find the amplitude.
- Find the period.
- Find the frequency.
- Find the midline.

3. For the graph below, the investigative interval is 0 to 10.



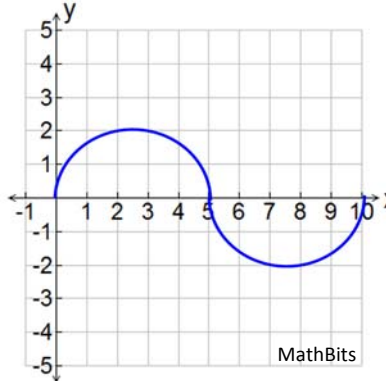
- Find the amplitude.
- Find the period.
- Find the frequency.
- Find the midline.

4. For the graph below, the investigative interval is 0 to 10.



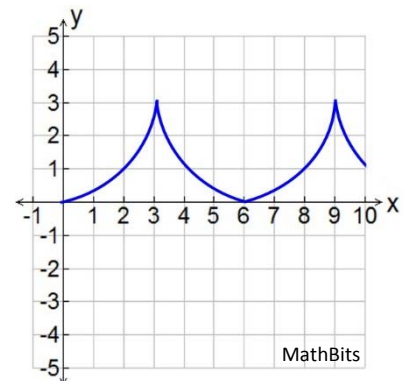
- Find the amplitude.
- Find the period.
- Find the frequency.
- Find the midline.

5. For the graph below, the investigative interval is 0 to 10.



- Find the amplitude.
- Find the period.
- Find the frequency.
- Find the midline.

6. For the graph below, the investigative interval is 0 to 10.



- Find the amplitude.
- Find the period.
- Find the frequency.
- Find the midline.